



STEEL

SH7108 58 x 40 x 35 x 1.8mmT




STEEL

SH7109 70 x 45 x 20 x 1.5mmT




STEEL

SH7110 58 x 39 x 35 x 1.5mmT




STEEL

SH7111 76 x 30 x 1.5mmT



STEEL

SH7112 76 x 30 x 1.2mmT



STEEL

SH7113 50 x 43 x 35 x 2.5mmT



STEEL

SH7114 50 x 20 x 1.2mmT



STEEL

SH7115 63 x 22 x 1.4mmT



STEEL

SH7116 76 x 24 x 1.4mmT




STEEL

SH7117 50 x 20 x 1.2mmT



STEEL

SH7118 63 x 22 x 1.4mmT



STEEL

SH7119 76 x 24 x 1.4mmT